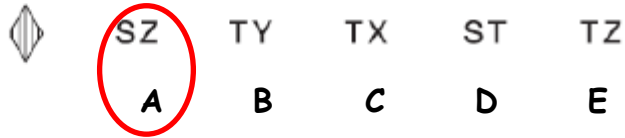
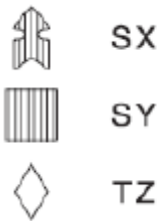




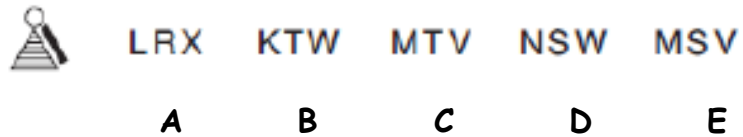
NVR Codes 3

Look at the figures on the left and the letters/numbers associated with each. Work out the code for the figure on the right.

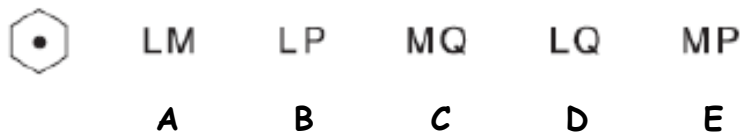


The answer is A S = shading, Z = diamond.

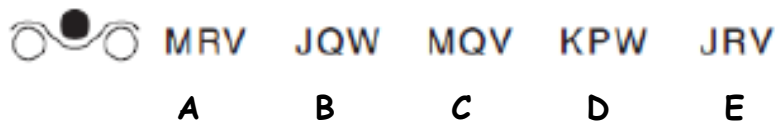
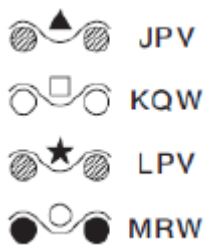
1.



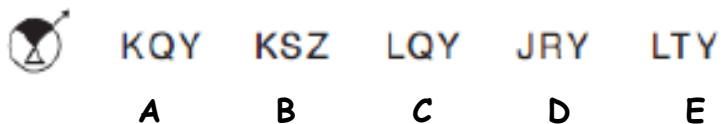
2.



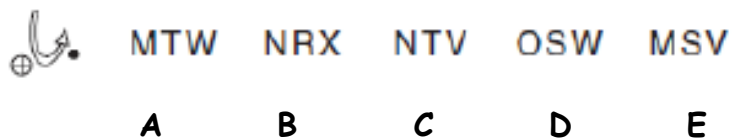
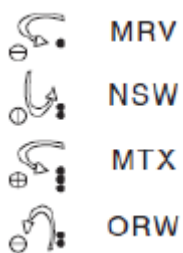
3.



4.



5.





NVR Codes 3

Look at the figures on the left and the letters/numbers associated with each. Work out the code for the figure on the right.

1. Answer: E. M = little circle at the top of the triangle, S = shadow to the right of shape, V = horizontal lines for shading.
2. Answer: D. I = black dot in the middle of the shape, Q = hexagon (6 sides).
3. Answer: C. M = circle at the top, Q = two unshaded circles at the bottom, V = top circle shaded black.
4. Answer: A. K = small triangle inside the larger circle, Q = wedge is at the top, Y = wedge is shaded black.
5. Answer: C. N = arrow moving up, T = one horizontal and one vertical line in the small circle, V = one tiny black dot.

