

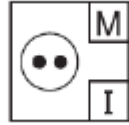










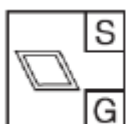


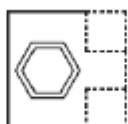



NVR Codes 2

Look at the figures on the left and the letters/numbers associated with each. Work out the code for the figure on the right.

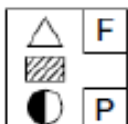

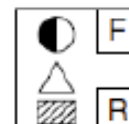
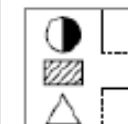
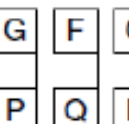
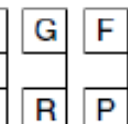
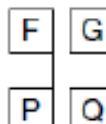

 M G	 N H	 M I	 N G	 M G	 N I	 M H	 N H
				A B C D E			

The answer is A N = triangle, G = no dot inside the shape.

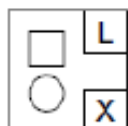
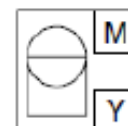
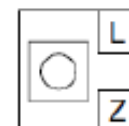
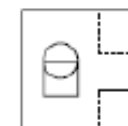
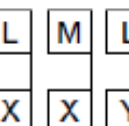
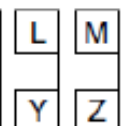
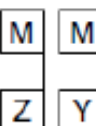
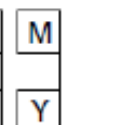
1.

 R F	 S G	 S F	 R H	 S H	 R F	 S G	 R H	 R G	
				A B C D E					

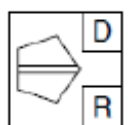
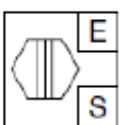
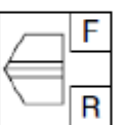
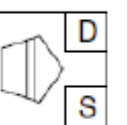
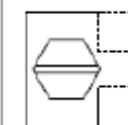
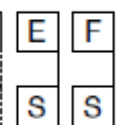
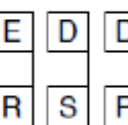

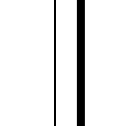
2.

 F P	 G Q	 F R	 G P	 F Q	 G R	 F P	 G Q		
				A B C D E					

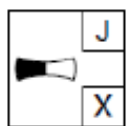
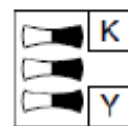
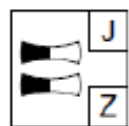
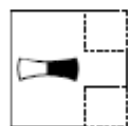
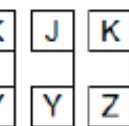

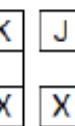

3.

 L X	 M Y	 L Z	 L X	 M X	 L Y	 M Z	 L Y		
				A B C D E					

4.

 D R	 E S	 F R	 D S	 E S	 F S	 E R	 D S	 D R	
				A B C D E					

5.

 J X	 K Y	 J Z	 K Y	 J Y	 K Z	 K X	 J X		
				A B C D E					





NVR Codes 2

Look at the figures on the left and the letters/numbers associated with each. Work out the code for the figure on the right.

1. Answer: E. R = a 6 sided shape, G = the shape is unshaded.
2. Answer: A. G = right half of the circle is black, P = striped rectangle is in the middle.
3. Answer: C. L = size of the circle, Y = an overlapping square.
4. Answer: C. E = a hexagon, R = horizontal lines across the shape.
5. Answer: D. K = the right side of the shape is black, X = only one shape.

