



A2ZLearning: 11+
Non-Verbal Reasoning
10 minute Challenge 1

These tests will give you practice in answering non-verbal reasoning questions quickly.

The questions are like the questions on the 11+ and other school selection tests. You need to find the correct answers.

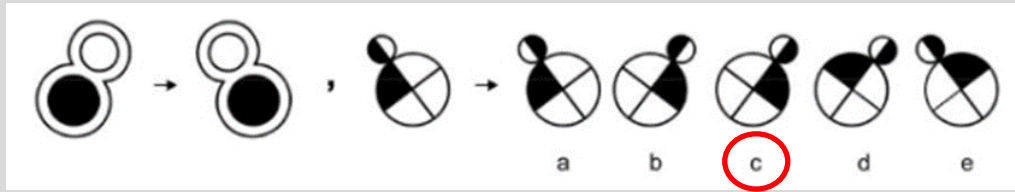
School selection tests are usually timed, so working within a time limit is something you will need to practise.

The target time for each of these tests is 10 minutes. You should time how long it takes to complete each paper.

Good luck! You can do this!

Analogies: Find the figure on the right that will complete the second pair in a similar way to the first pair.

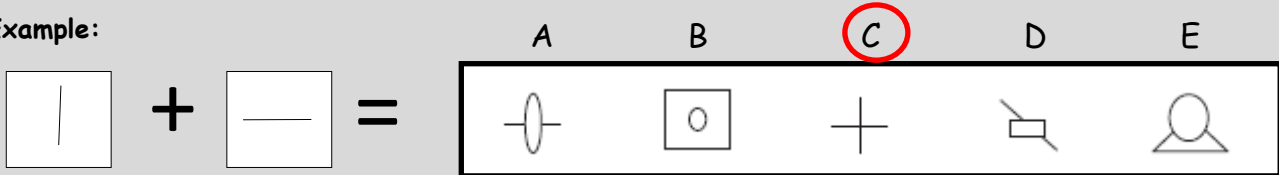
Example:



		A	B	C	D	E
1	is to as is to					
2	is to as is to					
3	is to as is to					
4	is to as is to					
5	is to as is to					

Combined Pictures: Find the picture on the right that can be made by combining the first two. They may be in a different position or orientation.

Example:




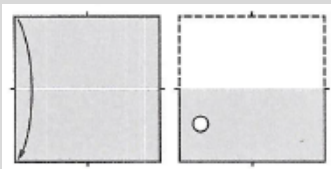
		A	B	C	D	E
6	+ =					
7	+ =					

Combined Pictures: continued from page 1

		A	B	C	D	E
8						
9						
10						



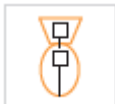

Hole Punching: Look at how the paper has been folded. Decide which image shows the paper unfolded with the correct pattern of holes.

Example:



		A	B	C	D	E
11						
12						
13						
14						
15						

NON-VERBAL REASONING: 10 MINUTE CHALLENGE (1)

Q. No	Answer	Explanation	Q. No	Answer	Explanation
1	C	reflection in vertical mirror line	9	C	
2	D	same no of circles as sides on shape	10	A	
3	A	reflection in vertical mirror line	11	D	<p>The best way to solve and learn how to visualise these is to actually fold the paper and punch out the patterns.</p> <p>This will be easier to understand than a written explanation.</p>
4	B	reflection in vertical mirror line	12	D	
5	A	Rotation 180	13	B	
6	D		14	A	
7	D		15	C	
8	B	